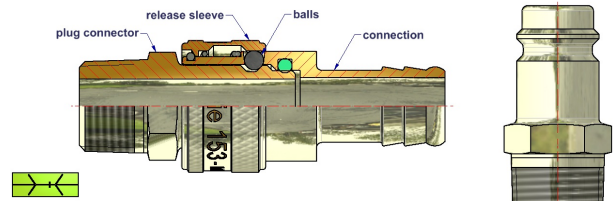


LOW-PRESSURE BRASS-COUPLING, 153- NOMINAL FLOW DIAMETER 10-BRASS, NICKEL PLATED



TECHNIQUE

Two-handed coupling with automatic 3-point locking. Locking elements are balls that are locked by a spring-loaded release sleeve. The coupling process is started by pushing the release sleeve back in direction of the connection and by simultaneously pushing the nipple into the coupling.

ANWENDUNGSBEREICHE

- general industrial supplies
- brass

PRESSURE RANGE

The coupling can be statically loaded up to 35 bar without pulsation.

MATERIALS COUPLING

Basic body, connection and release sleeve brass, nickel plated
 Pressure springs and retaining rings AISI 302
 Balls AISI 420

MATERIALS GASKET


Seals made of fluorine elastomer (FPM)
 Hardness of material 70 Shore
 Temperature range -25°C through +200°C
 Temperature range -25°C through +300°C (allowed for short periods)
 Gas permeability coefficient (Ø)= 3
 Resistant to mineral oils, fuels, chlorinated hydrocarbons, synthetic hydraulic fluids, hot air and many chemicals (on request)

MATERIALS CONNECTION

Plug connector brass, nickel-plated


LOW-PRESSURE BRASS-COUPLING, 153- NOMINAL FLOW DIAMETER 10-BRASS, NICKEL PLATED

FEMALE COUPLING




Connection	L	L1	SW	Order number
G1/4				153.00.K0NS.IG014.MNV
G3/8				153.00.K0NS.IG038.MNV
G1/2				153.00.K0NS.IG012.MNV

MALE COUPLING




Connection	L1	W	SW	Order number
R1/4	9	45°	19	153.00.K0NS.AR014.MNV
R3/8	9	45°	19	153.00.K0NS.AR038.MNV
R1/2	12	45°	24	153.00.K0NS.AR012.MNV

HOSE TAIL COUPLING




Connection	L	L1	L2	SW	Order number
LW13	48	23,5			153.00.K0NS.ST013.MNV
LW16	48	23,5			153.00.K0NS.ST016.MNV

FEMALE PLUG



Connection	L	L1	L2	SW	Order number
G1/4					153.00.S000.IG014.MN0
G3/8					153.00.S000.IG038.MN0
G1/2					153.00.S000.IG012.MN0


MALE PLUG



Connection	L	L1	L2	SW	Order number
R1/4	39,5	12,5	21,5	17	153.00.S000.AR014.MN0
R3/8	39,5	12,5	21,5	17	153.00.S000.AR038.MN0
R1/2	45	12,5	21,5	22	153.00.S000.AR012.MN0

LOW-PRESSURE BRASS-COUPLING, 153- NOMINAL FLOW DIAMETER 10-BRASS, NICKEL PLATED

HOSE TAIL PLUG



Connection	L	L1	L2	D	Order number
LW10	47,5	23,5	21,5	18	153.00.S000.ST010.MN0
LW13	47,5	23,5	21,5	18	153.00.S000.ST013.MN0
LW16	47,5	23,5	21,5	18	153.00.S000.ST016.MN0