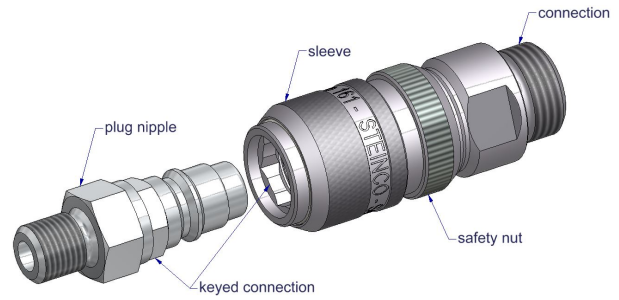


LOW-PRESSURE COUPLING LOCKED MANUALLY, 161.VS - NOMINAL FLOW DIAMETER 8,5-STEEL



TECHNIQUE

Two hand operation coupling for drain-renewal. 5-point locking system of coupling and nipple. Nipple secured against rotation via hexagon. To couple by drawing the locking sleeve backwards, then engage the nipple with easy rotation and axial pressure until locking comes to pass. Securing the coupling and nipple via safety nut. Connection of the tubes with a squeezing sleeve.

ANWENDUNGSBEREICHE

- drain technology
- stainless steel/steel

PRESSURE RANGE

Coupling statically resistant without pulsation with 35 bar.

MATERIALS COUPLING

Unlocking sleeve, body, connection, lock nut	steel, zinc plated
Valve, valve body seat	brass
Springs and snap rings	AISI 301
Steel balls	AISI 420

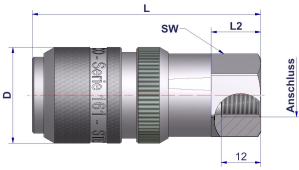
MATERIALS GASKET

Acrylonitrile-Butadiene-Caoutchouc seals (NBR)
 Material hardness 70 Shore
 Surface protection: greased
 Temperature rating: -30°C to +100°C
 -35°C to +110°C
 Permeation nitrogen (Ø)=5
 Resistant against mineral oils, water and watery liquids, burning gases, hot air and numerous chemicals (on request).

MATERIALS CONNECTION

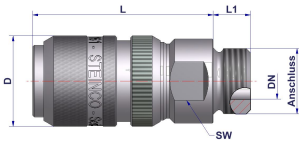
Nipple steel, zinc plated

LOW-PRESSURE COUPLING LOCKED MANUALLY, 161.VS - NOMINAL FLOW DIAMETER 8,5-STEEL



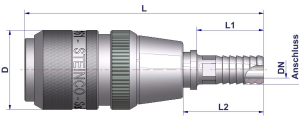
FEMALE COUPLING

Connection	D	L	L1	L2	SW	Order number
G1/4	29	69	12	12	22	161.VS.KVZS.IG012.SZP
G1/2	29	68	9	21	21	161.VS.KVZS.IG012.SZP



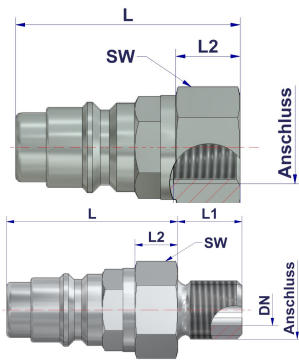
MALE COUPLING

Connection	DN	D	L	L1	SW	Ventil	Order number
G1/4	7	29	58,5	14,5	22	mit Ventil	161.VS.KVZS.AG014.SZP
G1/4	7	29	58,5	14,5	22	ohne Ver	161.VS.K0ZS.AG014.SZP



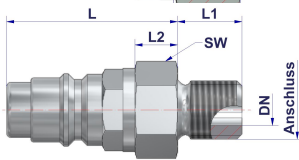
COUPLING FOR TUBE EXCL. FERRULE

Connection	DN	D	L	L1	SW	SW1	Ventil	Order number
10,5	6	29	57	24,5	29,5	22	mit Ventil	161.VS.KVZS.QI838.SZP
10,5	6	29	57	24,5	29,5	22	ohne Ver	161.VS.K00S.QI838.SZP



FEMALE PLUG

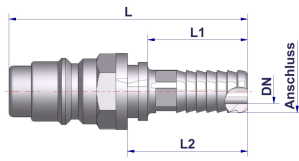
Connection	L	L1	L2	SW	Order number
G1/4	40,5	12	11,5	19	161.0S.S000.IG014.SZ0



MALE PLUG

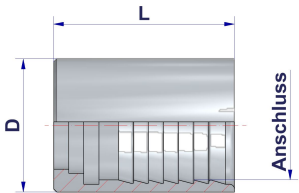
Connection	DN	L	L1	L2	SW	Order number
G1/4	7	38,5	14,5	9,5	19	161.0S.S000.AG014.SZ0

LOW-PRESSURE COUPLING LOCKED MANUALLY, 161.VS - NOMINAL FLOW DIAMETER 8,5-STEEL



PLUG CONNECTOR FOR TUBE EXCL. FERRULE

Connection	L	L1	L2	DN	Order number
18x3,8	58,5	24,5	29,5	6	161.0S.S000.Q1838.SZ0



FERRULE

Connection	L	L1	D	D1	Order number
Q 18x3,8 S1					OUAMO