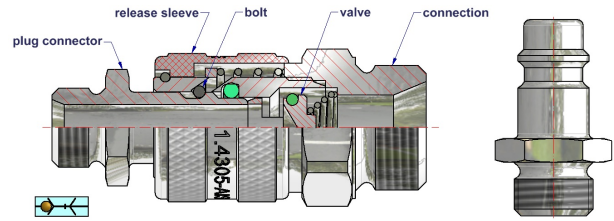


## LOW PRESSURE STAINLESS STEEL 1.4305 COUPLINGS, 100 - NOMINAL FLOW DIAMETER 7,2- STAINLESS



### TECHNIQUE

Single-handed coupling with automatic 2-point locking with bolts. Coupling occurs by pushing the plug connector in until the bolts catch audibly. The uncoupling process is started by pushing the release sleeve back in the direction of the connection. The valve returns to its original position and pushes the plug connector out of the coupling.

### ANWENDUNGSBEREICHE

- drain technology
- general industrial supplies
- double shut off
- stainless steel/steel

### PRESSURE RANGE

The coupling can be statically loaded up to 35 bar without pulsation.

### MATERIALS COUPLING

Basic body, release sleeve, connection	AISI 303
Support disc, valve	AISI 303
Pressure springs, retaining ring	AISI 302
Locking bolts	AISI 316

### MATERIALS GASKET

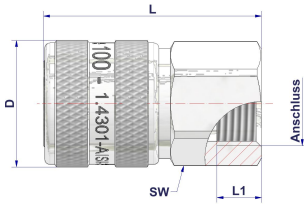
Seals made of fluorine elastomer (FPM)  
 Hardness of material 70 Shore  
 Temperature range -25°C through +200°C  
 Temperature range -25°C through +300°C (allowed for short periods)  
 Gas permeability coefficient (Ø)= 3  
 Resistant to mineral oils, fuels, chlorinated hydrocarbons, synthetic hydraulic fluids, hot air and many chemicals (on request).

### MATERIALS CONNECTION

Plug connector AISI 303

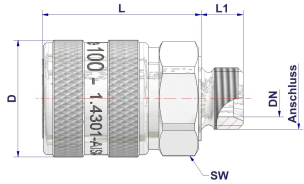
LOW PRESSURE STAINLESS STEEL 1.4305 COUPLINGS, 100 - NOMINAL FLOW DIAMETER 7,2- STAINLESS

FEMALE COUPLING



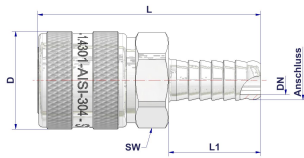
Connection	L	L1	SW	Order number
G1/8	43	9	22	100.00.KV00.IG018.30V
G1/4	43	9	22	100.00.KV00.IG014.30V
G3/8	43	9	22	100.00.KV00.IG038.30V
G1/2	46	12	24	100.00.KV00.IG012.30V

MALE COUPLING



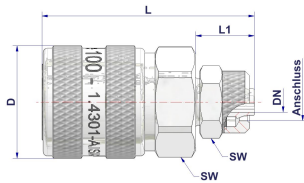
Connection	L	L1	W	SW	Order number
G1/8			45°	22	100.00.KV00.AG018.30V
G1/4	34	9	45°	22	100.00.KV00.AG014.30V
G3/8	34	9	45°	22	100.00.KV00.AG038.30V
G1/2	34	12	45°	24	100.00.KV00.AG012.30V

HOSE TAIL COUPLING



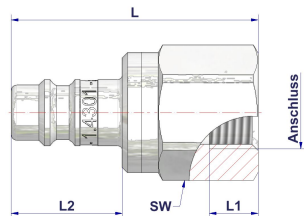
Connection	L	L1	SW	Order number
LW6	57	23,5	22	100.00.KV00.ST006.30V
LW8	57	23,5	22	100.00.KV00.ST008.30V
LW9	57	23,5	22	100.00.KV00.ST009.30V
LW10	57	23,5	22	100.00.KV00.ST010.30V
LW13	57	23,5	22	100.00.KV00.ST013.30V

QUICK FIT TUBE CONNECTION COUPLING



Connection	L	L1	SW/SW1	Order number
6x8	47	13	22/14	100.00.KV00.SV008.30V
9x10	51	17	22/19	100.00.KV00.SV010.30V
9x12	51	17	22/19	100.00.KV00.SV012.30V

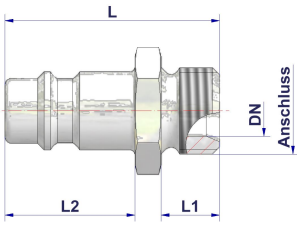
FEMALE PLUG



Connection	L	L1	L2	SW	Order number
G1/8	30	6	20	14	100.00.S000.IG018.300
G1/4	33	8	20	17	100.00.S000.IG014.300
G3/8	33	8	20	19	100.00.S000.IG038.300
G1/2	36	10	20	24	100.00.S000.IG012.300

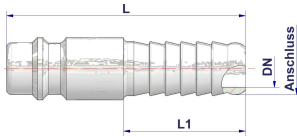
LOW PRESSURE STAINLESS STEEL 1.4305 COUPLINGS, 100 - NOMINAL FLOW DIAMETER 7,2- STAINLESS S

**MALE PLUG**




Connection	L	L1	L2	SW	Order number
G1/8	24	7	20	14	100.00.S000.AG018.300
G1/4	24	9	20	17	100.00.S000.AG014.300
G3/8	24	9	20	19	100.00.S000.AG038.300
G1/2	26	12	20	24	100.00.S000.AG012.300

**HOSE TAIL PLUG**



Connection	L1	L2	D	Order number
LW4	23,5	20	12	100.00.S000.ST004.300
LW6	23,5	20	12	100.00.S000.ST006.300
LW8	23,5	20	12	100.00.S000.ST008.300
LW9	23,5	20	12	100.00.S000.ST009.300
LW10	23,5	20	12	100.00.S000.ST010.300
LW12	23,5	20	15	100.00.S000.ST012.300
LW13	25	20	12	100.00.S000.ST013.300

**PLUG CONNECTOR WITH PARTITION/THEADED HOSE**



Connection	L1	G	SW/SW1	Order number
4x6	18	M10x1	14/14	100.00.S000.SSV06.300
6x8	18	M10x1	17/17	100.00.S000.SSV08.300
8x10	20	M16x1	19/19	100.00.S000.SSV10.300
9x12	20	M16x1	19/19	100.00.S000.SSV12.300