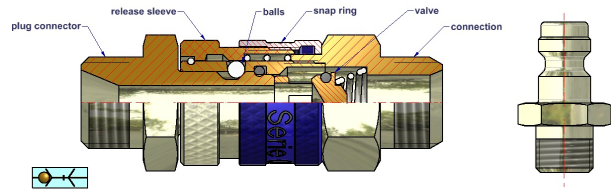



LOW PRESSURE BRASS COUPLINGS, 090.V - NOMINAL FLOW DIAMETER 5,0 - BRASS, NICKEL PLATED



TECHNIQUE

Single-handed coupling with automatic 5-point locking. Locking elements are balls that are locked by a spring-loaded release sleeve. Unintended unlocking can be prevented with a locknut which is manually secured against the connection. The de-coupling process is started by pushing the release sleeve back in the direction of the connection. The valve returns to its original position and pushes the plug connector out of the coupling.

ANWENDUNGSBEREICHE

- drain technology
- general industrial supplies
- brass

PRESSURE RANGE

The coupling can be statically loaded up to 35 bar without pulsation.

MATERIALS COUPLING

Release sleeve, connection and valve brass, nickel plated
 Basic body AISI 303
 Lock nut aluminium blue anodized
 Pressure springs, retaining ring AISI 301
 Balls AISI 420

MATERIALS GASKET

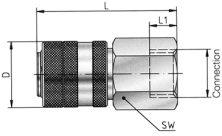
Seals made of fluorine elastomer (FPM)
 Hardness of material 70 Shore
 Temperature range -25°C through +200°C
 Temperature range -25°C through +300°C (allowed for short periods)
 Gas permeability coefficient (Ø)= 3
 Resistant to mineral oils, fuels, chlorinated hydrocarbons, synthetic hydraulic fluids, hot air and many chemicals (on request).

MATERIALS CONNECTION

Plug connector brass, nickel plated

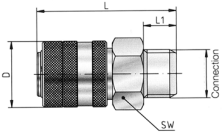
LOW PRESSURE BRASS COUPLINGS, 090.V - NOMINAL FLOW DIAMETER 5,0 - BRASS, NICKEL PLATED

FEMALE COUPLING



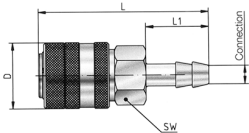
Connection	L	L1	D	SW	Order number
G1/8	36	7	18	14	090.V0.KVNS.IG018.MNV
G1/4	38	7	18	17	090.V0.KVNS.IG014.MNV
G3/8	38	7	18	19	090.V0.KVNS.IG038.MNV

MALE COUPLING



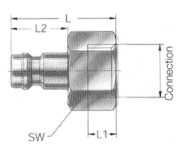
Connection	L	L1	D	SW	Order number
G1/8	36	7	18	14	090.V0.KVNS.AG018.MNV
G1/4	38	9	18	17	090.V0.KVNS.AG014.MNV
G3/8	38	9	18	19	090.V0.KVNS.AG038.MNV

QUICK FIT TUBE CONNECTION COUPLING



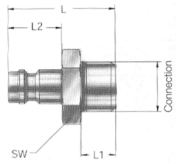
Connection	L	L1	D	SW	Order number
LW4	46	17	18	14	090.V0.KVNS.ST004.MNV
LW6	46	17	18	14	090.V0.KVNS.ST006.MNV
LW8	46	17	18	14	090.V0.KVNS.ST008.MNV
LW9	46	17	18	14	090.V0.KVNS.ST009.MNV
LW10	46	17	18	14	090.V0.KVNS.ST010.MNV

FEMALE PLUG



Connection	L	L1	L2	SW	Order number
G1/8	25	6	14	14	090.00.S000.IG018.MN0
G1/4	25	7	14	17	090.00.S000.IG014.MN0
G3/8	27	8	14	19	090.00.S000.IG038.MN0

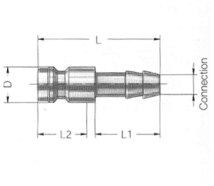
MALE PLUG



Connection	L	L1	L2	SW	Order number
G1/8	25	7	14	14	090.00.S000.AG018.MN0
G1/4	28	9	14	17	090.00.S000.AG014.MN0
G3/8	28	9	14	19	090.00.S000.AG038.MN0

LOW PRESSURE BRASS COUPLINGS, 090.V - NOMINAL FLOW DIAMETER 5,0 - BRASS, NICKEL PLATED

HOSE TAIL PLUG



Connection	L	L1	L2	D	Order number
LW4	32	17	14	9	090.00.S000.ST004.MN0
LW6	32	17	14	9	090.00.S000.ST006.MN0
LW8	32	17	14	9	090.00.S000.ST008.MN0
LW9	33	17	14	10	090.00.S000.ST009.MN0
LW10	33	17	14	11	090.00.S000.ST010.MN0