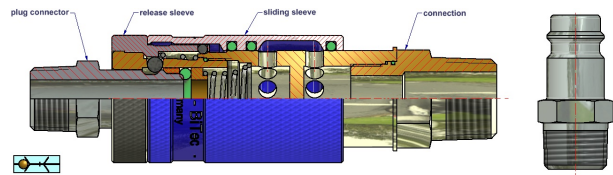


SELF-VENTING SAFETY COUPLING, SERIES BITEC SERIES 152.E BRASS, NICKEL PLATED, BITEC 152.E- NO



**TECHNIQUE**

Coupling is pressure-less by pressing the plug connector in. Here just a little spring resistance must be overcome. Only when the blue sliding sleeve is pushed forward can pressure build. It is impossible to decouple in this position. If you move the sliding sleeve back to its original position, the hose is ventilated at the same time and the plug connector can be easily removed by sliding the release sleeve.

Fullfills the requirements of the DIN ISO 4414, DIN EN 983 und DIN ISO 6150 B.

**ANWENDUNGSBEREICHE**

- general industrial supplies
- safety (self venting)
- brass
- double shut off

**PRESSURE RANGE**

The coupling can be statically loaded up to 20 bar without pulsation.

**MATERIALS COUPLING**

- Basic body, valve, connections brass, nickel plated
- Release sleeve steel, tempered and nickel-plated
- Sliding sleeve aluminum anodized, blue
- Pressure springs 1.4310
- Balls 1.4034

**MATERIALS GASKET**

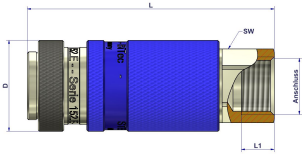
- Seals made of nitrile butadiene rubber (NBR)
- Hardness of material 70 Shore
- Temperature range -30°C through +110°C
- Temperature range -35°C through +110°C (allowed for short periods)
- Gas permeability coefficient (Ø)=5
- Resistant to mineral oils, fuels, water and watery liquids, fuel gas, hot air and many chemicals (on request)
- If air or ozone are applied, hardening and brittleness (cracking) must be expected.

**MATERIALS CONNECTION**

- Plug hardened steel, nickel plated

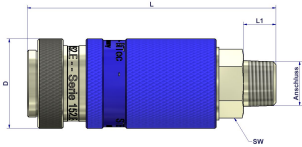
SELF-VENTING SAFETY COUPLING, SERIES BITEC SERIES 152.E BRASS, NICKEL PLATED, BITEC 152.E- NO

FEMALE COUPLING



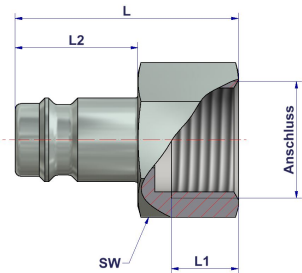
Connection	L	L1	D	SW	Order number
G1/4	85	9	33	17	152.E0.KV1S.IG014.MNV
G3/8	85	9	33	19	152.E0.KV1S.IG038.MNV
G1/2	90	12	33	24	152.E0.KV1S.IG012.MNV
G3/4	90	26	33	32	152.E0.KV1S.IG034.MNV

MALE COUPLING



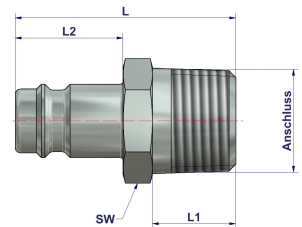
Connection	L	L1	D	SW	Order number
R1/4	85	12	33	17	152.E0.KV1S.AR014.MNV
R3/8	86	12	33	17	152.E0.KV1S.AR038.MNV
R1/2	92	17	33	22	152.E0.KV1S.AR012.MNV
R3/4	92	19	33	27	152.E0.KV1S.AR034.MNV

FEMALE PLUG



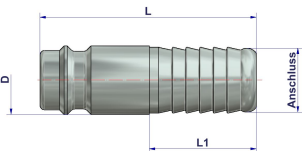
Connection	L	L1	L2	SW	Order number
G1/4	33	9	22	17	152.00.S000.IG014.SZ0
G3/8	33	9	22	19	152.00.S000.IG038.SZ0
G1/2	37	12	22	24	152.00.S000.IG012.SZ0
G3/4	42	16	22	32	152.00.S000.IG034.SZ0

MALE PLUG



Connection	L	L1	L2	SW	Order number
R1/4	40	12	22	17	152.00.S000.AR014.SZ0
R3/8	40	12	22	17	152.00.S000.AR038.SZ0
R1/2	45	17	22	22	152.00.S000.AR012.SZ0
R3/4	48	19	22	27	152.00.S000.AR034.SZ0

HOSE TAIL PLUG



Connection	L	L1	L2	D	Order number
LW6	49	25	22	15	152.00.S000.ST006.SZ0
LW8	49	25	22	15	152.00.S000.ST008.SZ0
LW9	49	25	22	15	152.00.S000.ST009.SZ0
LW10	49	25	22	15	152.00.S000.ST010.SZ0
LW13	49	25	22	15	152.00.S000.ST013.SZ0
LW16	49	25	22	18	152.00.S000.ST016.SZ0
LW19	49	25	22	21	152.00.S000.ST019.SZ0