

TEMPERING COUPLINGS, SERIES 092-NW 5,5- BRASS - WITH VALVE, 092 - NOMINAL FLOW DIAMETER 5,5 -



TECHNIQUE

Single-handed coupling with automatic 5-point locking with balls. Coupling occurs by pushing the plug connector in until the locking balls catch audibly. The uncoupling process is started via the release sleeve; the valve plug connector and the valve coupling are returned to their original position. Couplings for tempering according to the international profile.

ANWENDUNGSBEREICHE

- cooling
- double shut off
- brass

PRESSURE RANGE

The coupling can be statically loaded up to 15 bar without pulsation.

MATERIALS COUPLING

Basic body, release sleeve, connection and valve brass
Pressure springs, retaining ring AISI 301
Balls AISI 420

MATERIALS GASKET

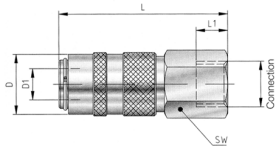
Seals made of fluorine elastomer (FPM)
Hardness of material 70 Shore
Temperature range -25°C through +200°C
Temperature range -25°C through +300°C (allowed for short periods)
Gas permeability coefficient (\varnothing)= 3
Resistant to mineral oils, fuels, chlorinated hydrocarbons, synthetic hydraulic fluids, hot air and many chemicals (on request)

MATERIALS CONNECTION

plug brass

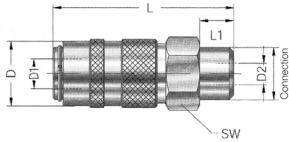
TEMPERING COUPLINGS, SERIES 092-NW 5,5- BRASS - WITH VALVE, 092 - NOMINAL FLOW DIAMETER 5,5

FEMALE COUPLING



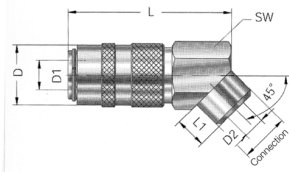
Connection	L	L1	D	D1	D2	SW	Order number
G1/8	41	7	18	9,5	6	14	092.00.KB0S.IG018.M0V
G1/4	43	8	18	9,5	8	17	092.00.KB0S.IG014.M0V
G3/8	43	8	18	9,5	8	19	092.00.KB0S.IG038.M0V

MALE COUPLING



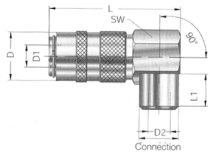
Connection	L	L1	D	D1	D2	SW	Order number
G1/4	48	9	18	9,5	6	17	092.00.KB0S.AG014.M0V
G3/8	48	9	18	9,5	8	19	092.00.KB0S.AG038.M0V

MALE COUPLING (45°)



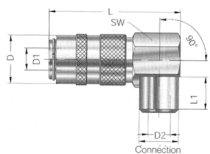
Connection	L	L1	D	D1	D2	SW	Order number
G1/4	47	9	18	9,5	6	17	092.00.KB0S.AG414.M0V
G3/8	49	9	18	9,5	8	19	092.00.KB0S.AG438.M0V

MALE COUPLING (90°)



Connection	L	L1	D	D1	D2	SW	Order number
G1/4	47	9	18	9,5	6	17	092.00.KB0S.AG914.M0V
G3/8	49	9	18	9,5	8	19	092.00.KB0S.AG938.M0V

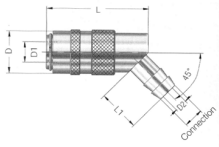
COUPLING WITH HOSE CONNECTOR



Connection	L	L1	D	D1	D2	Order number
LW6	55	25	18	9,5	6	092.00.KB0S.ST006.M0V
LW8	55	25	18	9,5	6	092.00.KB0S.ST008.M0V
LW9	55	25	19	9,5	6	092.00.KB0S.ST009.M0V

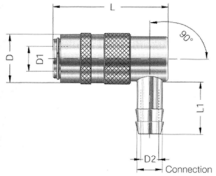
TEMPERING COUPLINGS, SERIES 092-NW 5,5- BRASS - WITH VALVE, 092 - NOMINAL FLOW DIAMETER 5,5

HOSE TAIL COUPLING (45°)



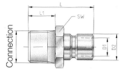
Connection	L	L1	D	D1	D2	Order number
LW6	41	25	18	9,5	6	092.00.KB0S.ST406.M0V
LW8	41	25	19	9,5	6	092.00.KB0S.ST408.M0V
LW9	41	25	19	9,5	6	092.00.KB0S.ST409.M0V

HOSE TAIL COUPLING (90°)



Connection	L	L1	D	D1	D2	Order number
LW6	41	27	18	9,5	6	092.00.K MOV
LW8	41	27	18	9,5	6	092.00.KB0S.ST908.M0V
LW9	41	27	18	9,5	6	092.00.KB0S.ST909.M0V

MALE PLUG



Connection	L	L1	D1	D2	SW	Order number
R1/4	26	9	6	9	15	092.00.S000.AR014.M00

HOSE TAIL PLUG

Connection	L	L1	D1	D2	Order number
LW9	40	25	6	9	092.00.S000.ST009.M00

