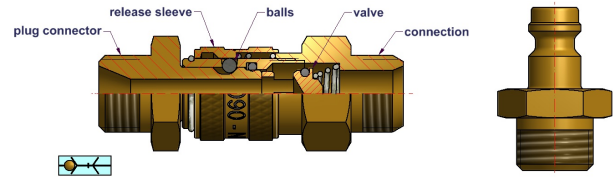


## LOW PRESSURE COUPLING, SERIES 090 - NOMINAL FLOW DIAMETER 5,0-BRASS, NICKEL PLATED, 090 - B



### TECHNIQUE

Single-handed coupling with automatic 5-point locking. Locking elements are balls that are locked by a spring-loaded release sleeve. The de-coupling process is started by pushing the release sleeve back in the direction of the connection. The valve returns to its original position and pushes the plug connector out of the coupling

### ANWENDUNGSBEREICHE

- medical technology
- general industrial supplies
- brass
- double shut off
- dry break
- without valve

### PRESSURE RANGE

The coupling can be statically loaded up to 35 bar without pulsation.

### MATERIALS COUPLING

Basic body, release sleeve Connections and valve brass, nickel plated  
 Valve brass  
 Pressure springs and retaining rings AISI 302  
 Balls AISI 420

### MATERIALS GASKET

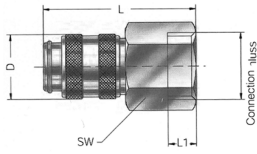
Seals made of nitrile butadiene rubber (NBR)  
 Hardness of material 70 Shore  
 Temperature range -30°C through +110°C  
 Temperature range -35°C through +110°C (allowed for short periods)  
 Gas permeability coefficient (Ø)=5  
 Resistant to mineral oils, fuels, water and watery liquids, fuel gas, hot air and many chemicals (on request)  
 If air or ozone are applied, hardening and brittleness (cracking) must be expected.

### MATERIALS CONNECTION

Plug connector brass, nickel plated

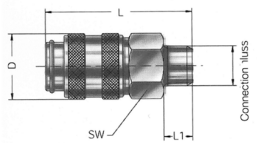
LOW PRESSURE COUPLING, SERIES 090 - NOMINAL FLOW DIAMETER 5,0-BRASS, NICKEL PLATED, 090 - B

FEMALE COUPLING



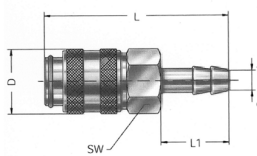
Connection	L	L1	D	SW	Order number
G1/8	36	7	16	14	090.00.KVNS.IG018.MNP
G1/4	38	7	16	17	090.00.KVNS.IG014.MNP
G3/8	38	7	16	19	090.00.KVNS.IG038.MNP
M12x1,5	38	6	16	17	090.00.KV0S.IM012.MNP
M14x1,5	38	6	16	17	090.00.KV0S.IM014.MNP

MALE COUPLING



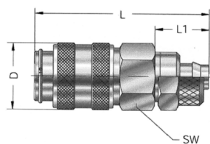
Connection	L	L1	D	SW	Order number
G1/8	36	7	16	14	090.00.KVNS.AG018.MNP
G1/4	38	9	16	17	090.00.KVNS.AG014.MNP
G3/8	38	9	16	19	090.00.KVNS.AG038.MNP
M12x1,5	39	10	16	17	090.00.KVNS.AM012.MNP
M14x1,5	39	10	16	17	090.00.KVNS.AM014.MNP

HOSE TAIL COUPLING



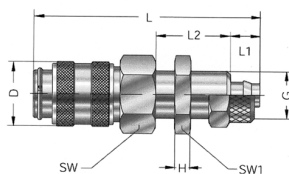
Connection	L	L1	D	SW	Order number
LW4	46	17	16	14	090.00.KVNS.ST004.MNP
LW6	46	17	16	14	090.00.KVNS.ST006.MNP
LW8	46	17	16	14	090.00.KVNS.ST008.MNP
LW9	46	17	16	14	090.00.KVNS.ST009.MNP
LW10	46	17	16	14	090.00.KVNS.ST010.MNP

QUICK FIT TUBE CONNECTION COUPLING



Connection	L	L1	D	SW	Order number
4x6	42	13	16	14	090.00.KVNS.SV006.MNP
6x8	42	13	16	14	090.00.KVNS.SV008.MNP

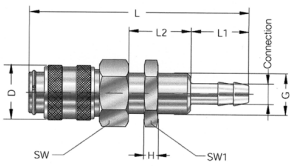
PANEL MOUNT, QUICK FIT TUBE CONNECTION COUPLING



Connection	L	L1	L2	D	H	SW	SW1	G	Order number
4x6	54	7	18	16	4	14	14	M10x1	090.00.KVNS.SSV06.MNP
6x8	57	7	18	16	4	14	17	M12x1	090.00.KVNS.SSV08.MNP

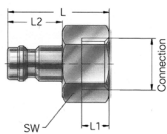
LOW PRESSURE COUPLING, SERIES 090 - NOMINAL FLOW DIAMETER 5,0-BRASS, NICKEL PLATED, 090 - B

PANEL MOUNT, STANDARD HOSE TAIL COUPLING



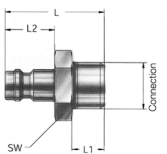
Connection	L	L1	L2	D	H	SW	SW1	G	Order number
LW4	60	17	14	16	4	14	14	M10x1	090.00.KVNS.SST04.MNP
LW5	60	17	14	16	4	17	17	M12x1	090.00.KVNS.SST05.MNP
LW6	60	17	14	16	4	17	17	M12x1	090.00.KVNS.SST06.MNP
LW8	60	17	14	16	4	17	17	M12x1	090.00.KVNS.SST08.MNP

FEMALE PLUG



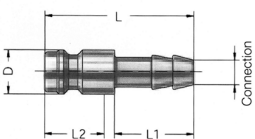
Connection	L	L1	L2	SW	Order number
G1/8	25	6	14	14	090.00.S000.IG018.MN0
G1/4	26	7	14	17	090.00.S000.IG014.MN0
G3/8	27	8	14	19	090.00.S000.IG038.MN0
M10x1	27	8	14	14	090.00.S000.IM010.MN0
M12x1,5	27	8	14	17	090.00.S000.IM012.MN0
M14x1,5	27	8	14	17	090.00.S000.IM014.MN0

MALE PLUG



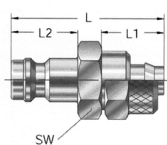
Connection	L	L1	L2	SW	Order number
G1/8	25	7	14	14	090.00.S000.AG018.MN0
G1/4	28	9	14	17	090.00.S000.AG014.MN0
G3/8	28	9	14	19	090.00.S000.AG038.MN0
M10x1	26	8	14	14	090.00.S000.AM010.MN0
M12x1,5	28	10	14	17	090.00.S000.AM012.MN0
M14x1,5	28	10	14	17	090.00.S000.AM014.MN0

HOSE TAIL PLUG



Connection	L	L1	L2	D	Order number
LW4	32	17	14	9	090.00.S000.ST004.MN0
LW6	32	17	14	9	090.00.S000.ST006.MN0
LW8	32	17	14	9	090.00.S000.ST008.MN0
LW9	33	17	14	10	090.00.S000.ST009.MN0
LW10	33	17	14	11	090.00.S000.ST010.MN0


QUICK FIT TUBE CONNECTION PLUG



Connection	L	L1	L2	L3	H	SW	SW1	G	Order number
4x6	43	7	14	18	4	14	17	M10x1	090.00.S000.SSV06.MN0
6x8	43	7	14	18	4	14	17	M12x1	090.00.S000.SSV08.MN0

LOW PRESSURE COUPLING, SERIES 090 - NOMINAL FLOW DIAMETER 5,0-BRASS, NICKEL PLATED, 090 - B

PANEL MOUNT, STANDARD HOSE TAIL PLUG



Connection	L	L1	L2	L3	H	SW	SW1	G	Order number
LW4	49	17	14	14	4	14	14	M10x1	090.00.S000.SST04.MN0
LW5	49	17	14	14	4	14	14	M10x1	090.00.S000.SST05.MN0
LW6	48	17	14	14	4	14	17	M12x1	090.00.S000.SST06.MN0
LW8	49	17	14	14	4	14	17	M12x1	090.00.S000.SST08.MN0
LW9	49	17	14	14	4	14	17	M12x1	090.00.S000.SST09.MN0
LW10	50	17	17	14	4	17	19	M16x1	090.00.S000.SST10.MN0